

StormSwitch® Manual Transfer Switch

UL 1008 Listed

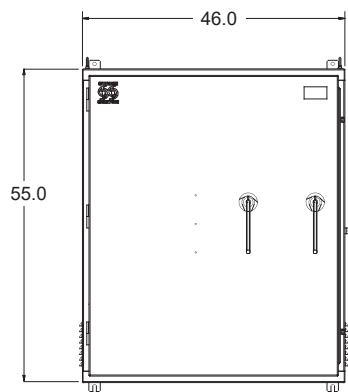
700 - 800A, up to 600VAC
Series: 3080

Features

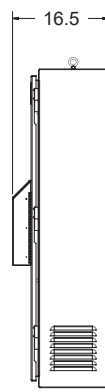


- Quick connect solution for alternate power
- Mechanically interlocked mechanism prevents cross-connecting power sources
- Door & dead front panel for safe alternate power connection and operation
- Primary and alternate power disconnects are 3-pole circuit breakers as standard (optional 4-pole breakers or molded case switches available)
- Type 3R, double coated, cold-rolled steel enclosure with gray powdercoat RAL 7035 (stainless steel & additional colors optional)
- Suitable for Use as Service Equipment (SUSE)
- Color-coded series 16 cam style male connectors for easy alternate power connection
- Direct wire connection available for indoor installations (TempTap Generator Docking Station Required)
- Handle cover provides security from unauthorized use
- Wall mountable; leg kits optional
- Operating instructions silkscreened on door
- U.S. Patent 7462792

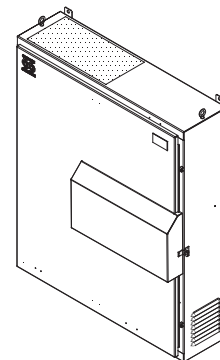
Drawing



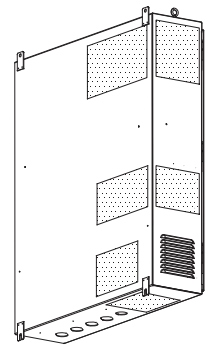
FRONT VIEW
(HANDLE COVER NOT SHOWN)



SIDE VIEW



FRONT ANGLE VIEW



REAR ANGLE VIEW

Available incoming conduit entry locations shown shaded

Approvals

- UL/cUL 1008 Listed assembly
- UL 1691 Listed receptacles
- UL 489 Listed / CSA certified molded case circuit breaker
- UL 1087 Listed molded case switch
- OSHPD seismic certification (OSP)
- ICC-ES 156 shake-table tested/certified
- IBC 2015/ASCE 7-10 compliant

Specifications

UL 1008 Listed

Ordering Information & Options

StormSwitch® Manual Transfer Switch Series: 3080

System Voltage	120/240 (2-Phases + Neutral + Ground) 208Y/120 (3-Phases + Neutral + Ground) 208 (3-Phases + Ground) (no Neutral) 240 Delta (3-Phases + Ground) (no Neutral) 240/120 Delta (3-Phases + Neutral + Ground) (High Leg) 480 Delta (3-Phases + Ground) (no Neutral) 480Y/277 (3-Phases + Neutral + Ground) 600 Delta (3-Phases + Ground) (no Neutral) 600Y/347 (3-Phases + Neutral + Ground)
Poles	3 (standard), 4
Assembly Rating	50 kAic at 240VAC, 35 kAic at 480VAC & 18kAic at 600VAC with Circuit Breakers (10kA with Switches)
Trip Type	LI Ammeter, LSI, LSI Ammeter, LSIG Ammeter, Automatic Switch
Basic Electric (Standard), LI, Circuit Breaker kAIC/ Switch kA	Standard: 65kA/240, 35kA/480, 18kA/600 Optional: 100kA/240, 65kA/480, 25kA/600 Optional: 65kA - P&R Frame Only Optional: 125kA/240, 100kA/480, 50kA/600 Optional: 200kA/240, 200kA/480, 100kA/600
Disconnect Rating	80% Rated Disconnect (standard), 100% Rated Disconnect
Optional Shunt Trip Voltage	12 VDC, 24 VDC, 48 VDC, 125 VDC, 250 VDC, 24 VAC, 48 VAC, 120 VAC, 240 VAC, 277 VAC, 380 VAC, 480 VAC
Terminals	Disconnect line terminals: (3) 3/0 - 500kcmil Load terminals: (4) #2 - 600kcmil Ground lug: #6 - 300kcmil Neutral: (4) #2 - 600kcmil Other options available
Disconnect Aux Contact	(1) N.O. / (1) N.C.(standard), (2) N.O. / (2) N.C.(optional)
Optional Disconnect Bell Alarm	(1) N.O. / (1) N.C.
Enclosure Material	Double coated, cold-rolled steel(standard), 304SS, 316SS
Environmental Rating	3R (standard), 3RX
Enclosure Color	RAL-7035 - Wrinkle Light Gray (standard) RAL-1015 - Wrinkle Light Ivory RAL-1023 - Wrinkle Traffic Yellow RAL-2004 - Wrinkle Pure Orange RAL-3020 - Wrinkle Traffic Red RAL-5002 - Wrinkle Ultramarine Blue RAL-6024 - Wrinkle Traffic Green RAL-7004 - Wrinkle Signal Gray RAL-7038 - Wrinkle Agate Gray RAL-8017 - Wrinkle Chocolate Brown RAL-9003 - Wrinkle Signal White RAL-9005 - Wrinkle Jet Black
Standard Accessories	Phase Rotation Monitor Remote Start 3 Point TB
Optional Accessories	Pilot Light - Primary Source (Red) Pilot Light - Primary Source (Green) Pilot Light - Alternate Source (Red) Pilot Light - Alternate Source (Green) Surge Protection Device (SPD) Heater/Thermostat/De-Humidistat Receptacle - 20A, 120V Duplex Receptacle - 20A, 120V GFCI Duplex Receptacle - 20A, 120V Twist Lock Receptacle - 30A, 120V Twist Lock Receptacle - 20A, 120V Straight Blade Other options available
Optional Extended Depth Enclosure	Extended Depth (8") for bottom conduit entry
Aproximate Product Weight:	580 lbs.
Aproximate Shipping Weight:	630 lbs.