

TempTap™ Generator Docking Station

UL 1008 Listed

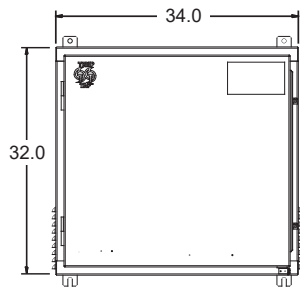
450 - 800A, up to 600VAC
Series: 3680

Features



- Quick connect solution for a backup portable generator
- Hinged, padlockable access door & dead front panel for safe generator connection and operation
- Type 3R double coated, cold-rolled steel enclosure with gray powdercoat RAL 7035 (stainless steel & additional colors optional)
- Color-coded cam style connectors for easy connection
- Unit does not provide overcurrent protection. Must be used with appropriately sized feeder disconnect for intended application
- Wall mountable; leg kits optional
- Optional extended-depth enclosure (8" deeper) available for bottom conduit entry applications

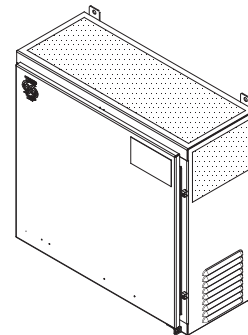
Drawing



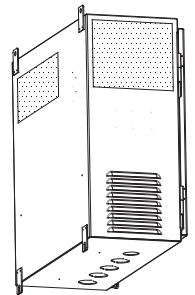
FRONT VIEW



SIDE VIEW



FRONT ANGLE VIEW



REAR ANGLE VIEW

Available incoming conduit entry locations shown shaded.

Approvals

- UL/cUL 1008 Listed assembly
- UL 1691 Listed receptacles

Specifications

UL 1008 Listed

TempTap Generator Docking Station Series: 3680

**Ordering
Information &
Options**

System Voltage	120/240 (2-Phases + Neutral + Ground) 208Y/120 (3-Phases + Neutral + Ground) 208 (3-Phases + Ground) (no Neutral) 240 Delta (3-Phases + Ground) (no Neutral) 240/120 Delta (3-Phases + Neutral + Ground) (High Leg) 480 Delta (3-Phases + Ground) (no Neutral) 480Y/277 (3-Phases + Neutral + Ground)
Assembly Rating	42kAic at 240VAC & 480VAC with Circuit Breakers (10kA with Switches)
Terminals	Load terminals: 1/2-13 x 1 1/4" Stud Ground lug: #6 - 250kcmil Other options available
Enclosure Material	Double coated, cold-rolled steel (standard), 304SS, 316SS
Environmental Rating	3R (standard), 3RX
Enclosure Color	RAL-7035 - Wrinkle Light Gray (standard) RAL-1015 - Wrinkle Light Ivory RAL-1023 - Wrinkle Traffic Yellow RAL-2004 - Wrinkle Pure Orange RAL-3020 - Wrinkle Traffic Red RAL-5002 - Wrinkle Ultramarine Blue RAL-6024 - Wrinkle Traffic Green RAL-7004 - Wrinkle Signal Gray RAL-7038 - Wrinkle Agate Gray RAL-8017 - Wrinkle Chocolate Brown RAL-9003 - Wrinkle Signal White RAL-9005 - Wrinkle Jet Black
Standard Accessories	Phase Rotation Monitor Remote Start 3 Point TB
Optional Accessories	Pilot Light - Primary Source (Red) Pilot Light - Primary Source (Green) Surge Protection Device (SPD) Heater/Thermostat/De-Humidistat Receptacle - 20A, 120V Duplex Receptacle - 20A, 120V GFCI Duplex Receptacle - 20A, 120V Twist Lock Receptacle - 30A, 120V Twist Lock Receptacle - 20A, 120V Straight Blade Other options available
Optional Extended Depth Enclosure	Extended Depth (8") for bottom conduit entry