

# OutTap™ Distribution Unit

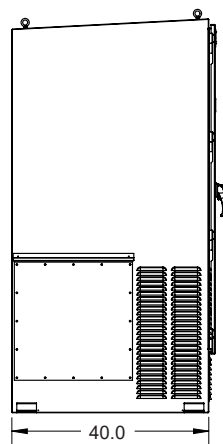
4000A, up to 480VAC  
Series: 3844

## Features

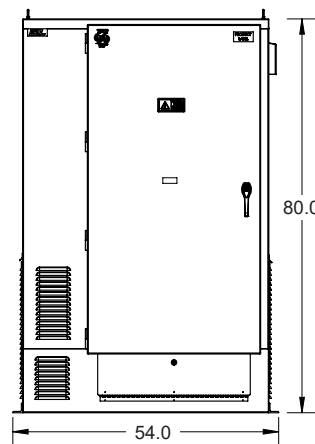


- Solution for temporary remote connection of generator to load bank
- Type 3R double coated, cold-rolled steel enclosure with gray powdercoat RAL 7035 (stainless steel & additional colors optional)
- Color-coded cam style female outlets
- Hinged, padlockable access door & dead front panel for safe cam connection and operation
- Hinged access plate secures cable entry compartment when not in use
- Optional dead switch on door for customer's use to activate up stream breaker
- Pad mount

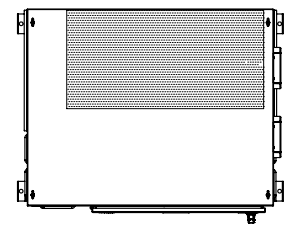
## Drawing



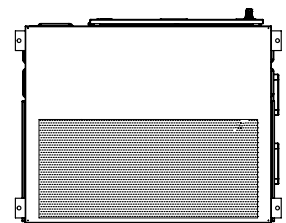
LEFT VIEW



FRONT VIEW



TOP VIEW



BOTTOM VIEW

Available incoming conduit entry locations shown shaded.

## Approvals

- UL 1691 Listed receptacles
- NRTL field labeled to UL 891

# Specifications

## OutTap Distribution Unit Series: 3844

System Voltage	208Y/120 (3-Phases + Neutral + Ground) 208 (3-Phases + Ground) (no Neutral) 240 Delta (3-Phases + Ground) (no Neutral) 240/120 Delta (3-Phases + Neutral + Ground) (High Leg) 480 Delta (3-Phases + Ground) (no Neutral) 480Y/277 (3-Phases + Neutral + Ground) 600 Delta (3-Phases + Ground) (no Neutral) 600Y/347 (3-Phases + Neutral + Ground)	
Assembly Rating	42KA @ 240VAC, 42KA @ 480VAC, 42KA @ 600VAC	
Terminals	Line terminals: (12) 300 - 800kcmil per phase & neutral Ground lug: (6) #2 - 600kcmil Other options available	
Enclosure Material	<b>Standard:</b> Double coated, cold-rolled steel <b>Optional:</b> 304SS, 316SS	
Environmental Rating	<b>Standard:</b> 3R <b>Optional:</b> 3RX for stainless steel	
Enclosure Color Options (additional cost may be required)	<b>Standard:</b> RAL-7035 - Wrinkle Light Gray <b>Optional:</b> RAL-1015 - Wrinkle Light Ivory RAL-1023 - Wrinkle Traffic Yellow RAL-2004 - Wrinkle Pure Orange RAL-3020 - Wrinkle Traffic Red RAL-5002 - Wrinkle Ultramarine Blue	RAL-6024 - Wrinkle Traffic Green RAL-7004 - Wrinkle Signal Gray RAL-7038 - Wrinkle Agate Gray RAL-8017 - Wrinkle Chocolate Brown RAL-9003 - Wrinkle Signal White RAL-9005 - Wrinkle Jet Black
Optional Accessories	Pilot Light - Primary Source (Red) Pilot Light - Primary Source (Green) Infrared Window Phase Monitor Remote Start: 4 Point TB	Surge Protection Device (SPD) Heater/Thermostat/De-Humidistat Receptacle - 20A, 120V Duplex Receptacle - 20A, 120V GFCI Duplex Receptacle - 20A, 120V Twist Lock Receptacle - 30A, 120V Twist Lock Receptacle - 20A, 120V Straight Blade
Aproximate Product Weight:	1100 lbs.	
Aproximate Shipping Weight:	1180 lbs.	