



NEC 700.3 (F) states...

“**IF YOUR EMERGENCY SYSTEM** is a legally required system that relies on a single alternate source of power, which will be disabled for maintenance or repair, it needs to include a permanent switching means to connect a portable or temporary source of power.”

⚡ **Temporary connection** shall not require modification of the permanent system wiring

⚡ **Mechanical or electrical** interlocking shall prevent inadvertent interconnection of power sources

⚡ **The switching** means shall include a contact point that shall annunciate at a location remote from the generator or at another facility monitoring system to indicate that the permanent emergency source is disconnected from the emergency system

Visit eslpwr.com/NEC700-3F
for additional information



ESL specializes in engineered power distribution solutions that are safe to use and easy to operate. ESL's line of emergency power connection equipment for commercial and industrial applications are **UL/cUL 1008 Listed** for:

- ⚡ **StormSwitch™ Manual Transfer Switches up to 3000A**
- ⚡ **TripleSwitch™ 3-Way Manual Transfer Switches up to 3000A**
- ⚡ **TempTap™ Generator Docking Stations up to 3200A**

For additional information on our complete line of emergency power products or any of our other product lines visit eslpwr.com



ESL Power Systems, Inc.
2800 Palisades Drive • Corona, CA 92880-9427
Tel: (800) 922-4188 • (951) 739-7000
www.eslpwr.com • e-mail: info@eslpwr.com

Are you
ready for the

NEC 700.3 (F) UPDATES?



® "National Electrical Code" and "NEC" are registered trademarks of the NFPA

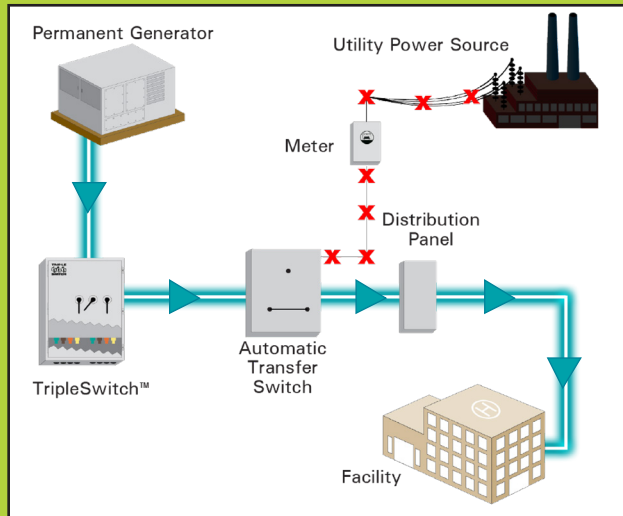


ESL's Got You Covered

ESL's UL 1008 Listed TripleSwitch™ is NEC 700.3 (F) compliant when used in conjunction with an ATS

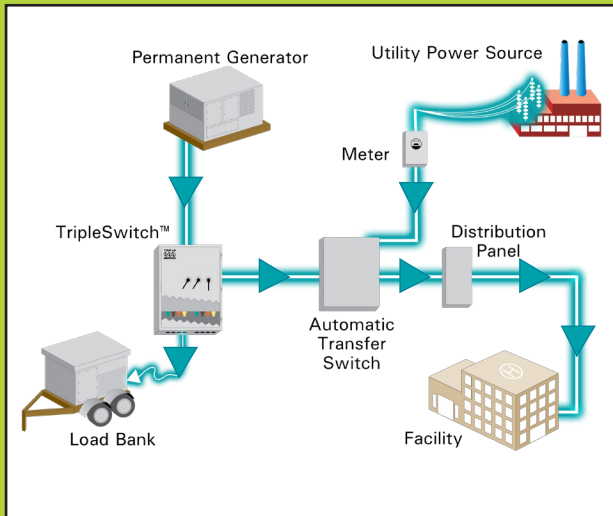
Diagrams represent TripleSwitch™ operating functions during various scenarios

Permanent Generator Running During Utility Power Outage



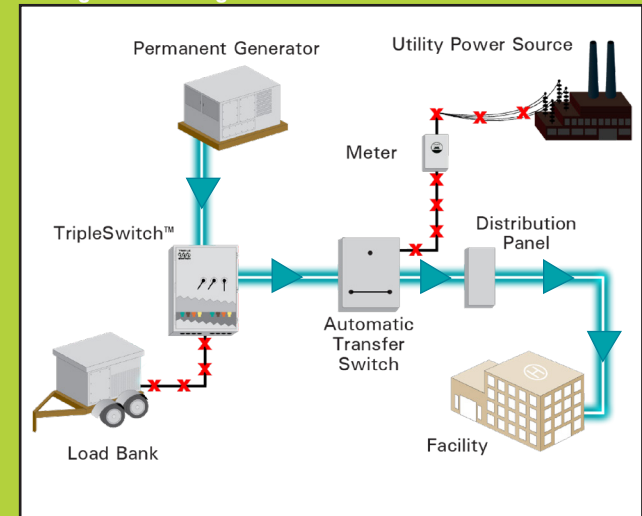
Upon initial installation, the permanent generator is hard wired into ESL's TripleSwitch. The output from the TripleSwitch is hard wired to the facility ATS. If the ATS needs emergency power, a start-up signal is sent from the ATS to the permanent generator. Once the ATS detects proper voltage, frequency and phase sequence, the ATS switches over.

Load Bank Testing the Permanent Generator Annunciator Circuit Activated Under Normal Power Situation



When load bank testing of the permanent generator is required, a portable (or permanent) load bank tester is connected to the load bank connection point in the TripleSwitch. The center breaker is left "ON." Next, the left hand breaker is turned "ON." This connects the permanent generator to the load bank connection. The permanent generator can be started, and load bank testing can be done.

Load Bank Testing the Permanent Generator Annunciator Circuit Activated During Power Outage



When load bank testing is in progress both the left side load bank breaker and center ATS breaker are on (closed). If the utility power is lost during the load bank test, a signal from the ATS is sent to the shunt trip on the left side load bank breaker to open the breaker. The center breaker is on (closed) and the power from the generator is immediately redirected through the center ATS breaker to the facility.

